



## The CultureGrams Database

provides users understanding and appreciation of the world's countries. Profiles are available on each country and all 50 states. Profiles include information on the people, customs, lifestyle, society, history, and demographics of the selected area.

## Connecting to MDE Databases from outside the library:

1. Go to the library catalog website at *www.broomfieldlibrary.com*
2. Find the CultureGrams link under the Databases menu on the left side of the screen and click to open.
3. Enter your name and Broomfield Library card number when prompted.
4. You should now be able to navigate CultureGrams.



Mamie Doud Eisenhower Public Library  
Broomfield, CO 80020

A guide to accessing the

## CultureGrams

Database

at Mamie Doud Eisenhower  
Public Library

In Broomfield, CO



Questions? Contact:

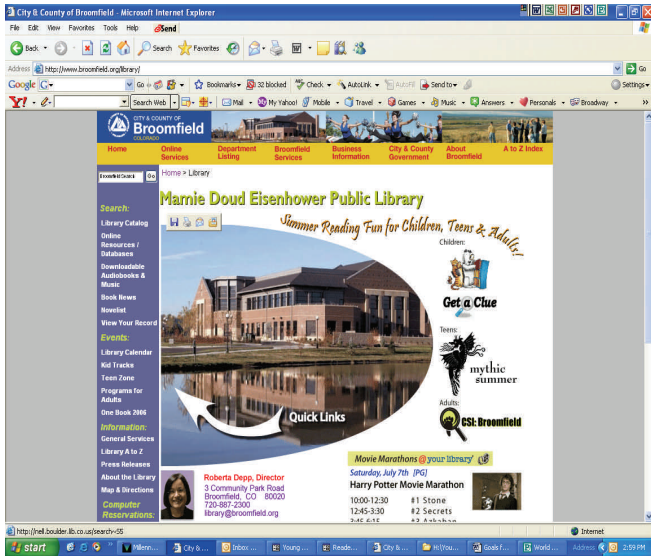
Reference Desk at 720-887-2350

Teen Zone Desk at 720-887-2360

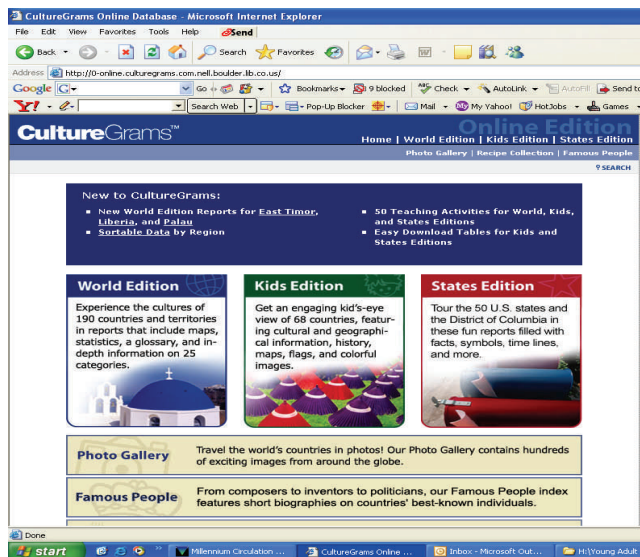
<http://www.broomfieldlibrary.com>

# Accessing the CultureGrams Database:

- From the main page of the library website, [www.broomfieldlibrary.com](http://www.broomfieldlibrary.com), click on the CultureGrams link in the blue menu on the left side of the screen.



- From the main page, choose World Edition or States Edition



# World Edition

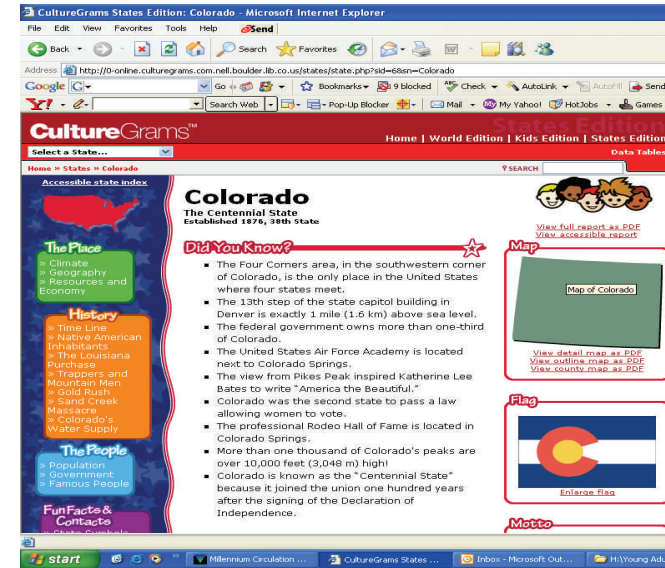


Choose a country from the alphabetical list, then follow the links to find out about:

- people
- customs
- lifestyle
- society
- history
- demographics
- recipe collection
- currency converter
- maps
- picture of the country's flag



# States Edition



Choose a state from the map, then follow the links to find out about:

- climate
- geography
- history
- government
- population
- maps
- state symbols
- interesting facts
- picture of the state's flag

