

## INFORMATION

The Assessor Department's mission is to establish fair and equitable property values for all types of property in the City and County of Broomfield in an efficient, respectful, and courteous manner, providing excellent customer service. These values are then certified to all taxing entities by the Assessor. The taxing entities use the values to determine their budgets and calculate an appropriate mill levy to generate the necessary revenue for the upcoming year.

If you should have any questions regarding the value of your property or the valuation process, the Assessor Department is always ready to assist and serve you.

**Tax Payment Due Dates**  
Full Payment by April 30  
or

1st Half Payment by February 29  
2nd Half Payment by June 15

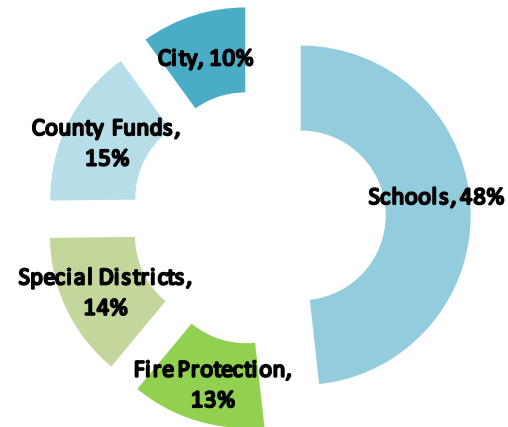
For more information please contact:

Community Assistance Center  
George Di Ciero Building  
One DesCombes Drive  
Broomfield, CO 80020


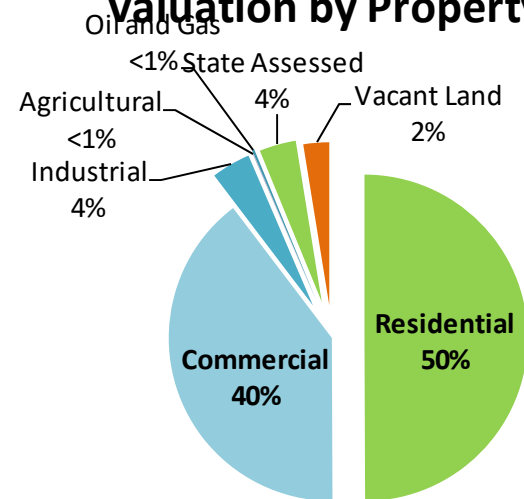
Business Hours: 8 a.m. to 5 p.m.  
Monday through Friday  
Phone: 303.464.5819

Assessor@broomfield.org  
www.broomfield.org

### 2020 Distribution of Taxes



### Valuation by Property Type



# Abstract of Assessment for 2020 Revenues

#### BROOMFIELD ASSESSOR DEPARTMENT MISSION STATEMENT

Establish fair and equitable property values for all types of property in the City and County of Broomfield in an efficient, respectful and courteous manner, while providing excellent customer service.

# 2019 Abstract of Assessment

Classification	Valuation
<b>Vacant</b>	<b>42,923,800</b>
Land	42,923,800
<b>Residential</b>	<b>840,379,900</b>
Land	175,897,270
Improvements	664,417,420
Personal Property	65,210
<b>Commercial</b>	<b>668,162,480</b>
Land	140,257,180
Improvements	424,221,510
Possessory Interest	545,640
Personal Property	103,138,150
<b>Industrial</b>	<b>65,296,650</b>
Land	15,527,400
Improvements	37,060,140
Personal Property	12,709,110
<b>Agricultural</b>	<b>434,070</b>
Land	232,310
Improvements	201,760
<b>Natural Resources</b>	<b>12,870</b>
Severed Minerals	12,870
<b>Oil and Gas</b>	<b>4,156,050</b>
Production	2,160,760
Equipment	1,995,290
<b>State Assessed</b>	<b>61,179,200</b>
Real Property	9,893,710
Personal Property	51,285,490
<b>Total Assessed Value</b>	<b>1,682,545,020</b>
<b>Total Exempt Value</b>	<b>174,348,410</b>
<b>Total Assessed Value</b>	<b>1,856,893,430</b>

Taxing Entity	Net Value	Mill Levy	Revenue
<b>City and County of Broomfield</b>			
City General	1,518,219,291	11.457	\$17,394,238
County General	1,518,219,291	15.261	\$23,169,545
Health and Human Services	1,518,219,291	2.250	\$3,415,993
Total	1,518,219,291	28.968	\$43,979,776
<b>Schools</b>			
Adams 12 Five Star Schools	512,714,436	69.984	\$35,881,807
Boulder Valley RE 2 School District	851,428,072	48.359	\$41,174,210
Brighton 27J School District	119	48.810	\$6
Jefferson County R-1 School District	149,974,882	47.075	\$7,060,068
St. Vrain Valley RE-1J School District	2,372,908	57.559	\$136,582
Weld County RE-8 School District	1,728,874	18.313	\$31,661
<b>Fire Districts</b>			
North Metro Fire District	1,518,219,291	14.674	\$22,278,350
<b>Special Districts</b>			
800 Hoyt Metro District	739,280	60.000	\$44,357
Aims Community College	1,728,874	6.355	\$10,987
Anthem West Metropolitan District	123,258,720	26.500	\$3,266,356
Arista Metropolitan District	4,217,618	80.711	\$340,408
Aspen Street Metropolitan District	124,710	0.000	\$0
Baseline Metropolitan District 1	1	0.000	\$0
Baseline Metropolitan District 2	104,508	45.000	\$4,703
Baseline Metropolitan District 3	31,607	50.284	\$1,589
Baseline Metropolitan District 4	29,298	15.000	\$439
BBC Metropolitan District	1,826,020	60.000	\$109,561
Boulder Valley Conservation District	344,683	0.000	\$0
Broadlands Metropolitan District #2	91,314,956	10.100	\$922,281
Broomfield Village Metropolitan District #2	8,366,989	55.000	\$460,184
Flatirons Marketplace Metro District	184,703	30.000	\$5,541
Great Western Park Metro District 1	10	0.000	\$0
Great Western Park Metro District 2	18,061,835	53.108	\$959,228
Great Western Park Metro District 3	1,152,185	57.475	\$66,222
Highlands Metropolitan District #1	22,410	65.664	\$1,472
Highlands Metropolitan District #2	138,640	59.869	\$8,300
Highlands Metropolitan District #3	107	55.664	\$6
Interlocken Metropolitan District	237,147,784	33.500	\$7,944,451
Interlocken Metropolitan District Bond	5,851,536	28.219	\$165,124
Interpark Metropolitan District	204,375	53.000	\$10,832
Jeffco Business Center Metropolitan District	5,332,613	35.000	\$186,641
Lambertson Farms Metropolitan District #1	3,377,699	0.000	\$0
Lambertson Farms Metropolitan District #2	17,829,956	38.859	\$692,854

Taxing Entity	Net Value	Mill Levy	Revenue
<b>Special Districts</b>			
Lambertson Farms Metro District #3	10,545,456	35.000	\$369,091
Left Hand Water District	24,790	0.000	\$0
McKay Landing Metropolitan District #2	28,034,600	34.500	\$967,194
Midcities Metropolitan District #2	45,851,277	41.901	\$1,921,214
Midcities Metro Dist#2 Greystar Excl Ord	8,789,436	30.875	\$271,374
Midcities Metro Dist#2 Flg.15 Excl Order	2,467,950	38.000	\$93,782
Midcities Metro Dist #2 Pathfinder Excl	530,610	38.000	\$20,163
Midcities Metro Dist #2 CP III Excl Ord	3,896,598	38.000	\$148,071
Northern Colorado Water Cons Dist.	834,906,297	1.000	\$834,906
Northlands Metropolitan District	60,150	0.000	\$0
Palisade Metro District #1	104,935	60.679	\$6,367
Palisade Metro District #2	202,613	48.336	\$9,794
Palisade Park North Metro District #1	78,023	66.552	\$5,193
Palisade Park North Metro District #2	11,893	66.780	\$794
Palisade Park North Metro District #3	4,573	55.000	\$252
Palisade Park West Metro District	331	60.000	\$20
Parkway Circle Metropolitan District	31,346,238	33.399	\$1,046,933
Parkway Circle Metro Dist Subdistrict	12,377,270	20.000	\$247,545
Preble Metro District #1	50	0.000	\$0
Preble Metro District #2	36,853	0.000	\$0
Preble Metro District #3	147,799	0.000	\$0
Redleaf Metropolitan District #2	19,055,244	22.500	\$428,743
Regional Transportation District	1,517,734,064	0.000	\$0
Spruce Meadows Metro District	9,623,360	30.391	\$292,464
Urban Drainage and Flood District	1,514,117,509	0.900	\$1,362,706
Verve Metro District #1	721,870	55.000	\$39,703
West Adams Conservation District	1,610,014	0.000	\$0
Wildgrass Metropolitan District	23,463,503	33.000	\$774,296
<b>Total Special District Revenue</b>			<b>\$24,042,141</b>

Taxing Entity	Increment	Revenue
<b>Broomfield Urban Renewal Authority</b>		
Amended W. 120th Avenue	32,510,282	\$3,206,936
Broomfield Plaza-Civic Center	2,883,451	\$330,037
Hoyt Street	1,376,720	\$38,591
Lowell Gateway	226,840	\$25,979
Original Broomfield	15,633,292	\$2,413,761
North Park	34,976,282	\$5,326,710
North Park West	17,916,539	\$1,928,265
US 36 West Corridor	8,669,007	\$870,906
Wadsworth Interchange	50,133,316	\$8,097,250
<b>URA Total</b>	<b>164,325,729</b>	<b>\$22,238,435</b>